

PERGO®

WOOD PARQUET
COLLECTION 2026



FLOORS FOR REAL LIFE

At Pergo we build strikingly beautiful, extremely hard-wearing floors. No shortcuts, no compromises, just the best in Scandinavian function, design and engineering. We invented laminate flooring and in fact, we've been innovating floors that have gone from strength to strength from the 1970's. Floors that are easy to install and maintain. And with one of the widest ranges around in wood, vinyl and laminate, you're sure to find the perfect one for you.

Come in and look around.



ABOVE: LOFOTEN W1216-03797-3 SADDLE BROWN OAK
COVER: FALSTER W1214-03860-3 NORTHERN LIGHT OAK

04

WHY PERGO WOOD FLOORS

With a lifetime warranty and StayClean or StayClean+ care, you can enjoy your wood floors without the worries for years to come.

06

STAYCLEAN AND **STAYCLEAN+**

Tough floors that just got tougher. StayClean+ gives your floor unique protection from liquids for up to 72 hours. From red wine spills to red-hot chili stains to water, your floor will keep its good looks regardless.

10

FLOORS FOR A LIFETIME

Our floors are crafted to endure – from the moment they're installed into your home, for a lifetime.

12

OUR COLLECTIONS

From long wide planks to herringbone, from soft light tones to warm dark nuances, there's a Pergo wood floor that's perfect for you.

44

ACCESSORIES

Everything you need to install your wood floor and keep it looking its best throughout its lifetime. Choose matching skirtings and profiles for that stunning finish.



StayClean+, an advanced protection that keeps your floor worry-free and the surface waterproof* – even if water is lying on the floor for up to 72 hours.

WHY PERGO WOOD FLOORS

There's nothing more warming than the feeling of natural beauty under your feet from a wood floor. It's pure. Welcoming. Wood floors are timeless, elegant, understated, yet let you come home to a "wow" feeling.

And when you invest in a Pergo wood floor you know you're buying class that outlives trends.

Pergo parquet floors are all about wood without worry. They're tough, durable and easy to clean, thanks to Pergo StayClean and StayClean+ technology.

This special surface and edge protection makes sure your floor keeps its beauty year after year. From planks to herringbone, from soft light tones to warm dark nuances, there's a Pergo wood floor that's perfect for you.

They're easy to install too. With lifetime warranty you can enjoy everyday elegance that's a pleasure to see and a privilege to walk on for years to come.



STAYCLEAN
Makes your wood floors extra resistant to spills and dirt.



STAYCLEAN+
An advanced protection that keeps your Pergo parquet floor worry-free and waterproof*. See page 8.



RESISTANT TO WEAR
Treated with 7 layers of lacquer, our wood floors have excellent wear resistance.



EASY TO INSTALL
Fast, easy installation with PerfectFold™ click system or Uniclic® click system. Just click in – then move in.



PERFECT FINISH
From faultless installation, to seamless finishing and easy maintenance of your beautiful new floor. Choose from our wide range of accessories.



LIFETIME WARRANTY
Thanks to a robust and innovative construction, every Pergo wood floor is made to last, and that's why our products come with an extensive warranty.**

* Tested according to ISO 4760 (no leakage).
** For full warranty conditions, go to pergo.com.



Without StayClean

With StayClean

STAYCLEAN PROTECTS YOUR FLOOR FROM SPILLS AND DIRT

StayClean is a unique protection that adds extra resistance to spills and prevents dirt from getting stuck in the joints and wood texture. StayClean keeps your Pergo wood floors looking their best year after year.



Other, untreated, wood floors can be penetrated by dirt and spills.

STAYCLEAN+ WORRY FREE & WATERPROOF PARQUET FLOORS

StayClean+ is a revolutionary and advanced protection that keeps your Pergo parquet floor worry-free. The surface is waterproof – even if water is lying on the floor for up to 72 hours. So now you can safely install your floor in the kitchen or hallway, without fear of damage due to water infiltration.

With up to 170 rainy days a year in Scandinavia, we know a little something about keeping our floors water resistant. So don't worry about leaving the window open in the storm, that deep red wine stain from the party, or the dog coming home after playing in the rain.



WATERPROOF* FOR UP TO 72 HOURS

StayClean+ keeps all those liquids and stains at bay for longer, protecting the whole surface and edges of your floor and making the bevels waterproof. So your wood floors always look as bright and new as the day you installed them.



WET WARRANTY**

A 15-year wet warranty for floors with StayClean+ really does give you wood without worry.

* Tested according to ISO 4760 (no leakage).

** For full warranty conditions go to pergo.com.





YOU'LL ONLY BUY THEM ONCE

We want you to have it all! Not only a stunning Pergo wooden floor, but one that will stick by you through thick and thin. A timeless, durable, and sustainable choice. Therefore, we're slightly (probably very) obsessed with two words: maximise and minimise. They are actually connected, as one leads to the other. By maximising the use of every single tree, we minimise waste and our environmental impact. A no-brainer, in other words. And using anything other than wood recovered or sourced from sustainably managed forests in our hdf core would just be very weird to us. Because Pergo wooden floors must be beautiful, inside and out. Living up to the prestigious Nordic Swan Ecolabel they all bear.

CHOOSE ECO-CERTIFIED

All our wooden floors are certified with the prestigious Nordic Swan Ecolabel. In fact, we were the first ever to be awarded that label for a floor – all the way back in 1995.

LIFETIME WARRANTY*

As if the incredible durability of a Pergo floor wouldn't be enough – each floor also comes with a lifetime warranty. Yes, that's quite amazing. We want you to rest assured that your Pergo floor will stand by you, no matter what life brings. While also reducing our environmental footprint, as the floor's lifespan extends way beyond the ordinary. Directly contributing to less consumption and waste and paving the way to a more sustainable future.



MADE FOR KIDS AND OTHER HAZARDS

Given that a product's lifespan significantly affects its environmental impact, we've made sure your Pergo wooden floor is built to last. Our unique StayClean and StayClean+ technology effectively protects your Pergo wooden floor against dirt, and the slayer of all wooden floors, liquids.

THAT GOOD WOOD

When making the core of your Pergo wooden floors, we use either wood from fast-growing trees (Spruce) or a high-density fibreboard (HDF) made of recovered wood. In other words, only good wood!


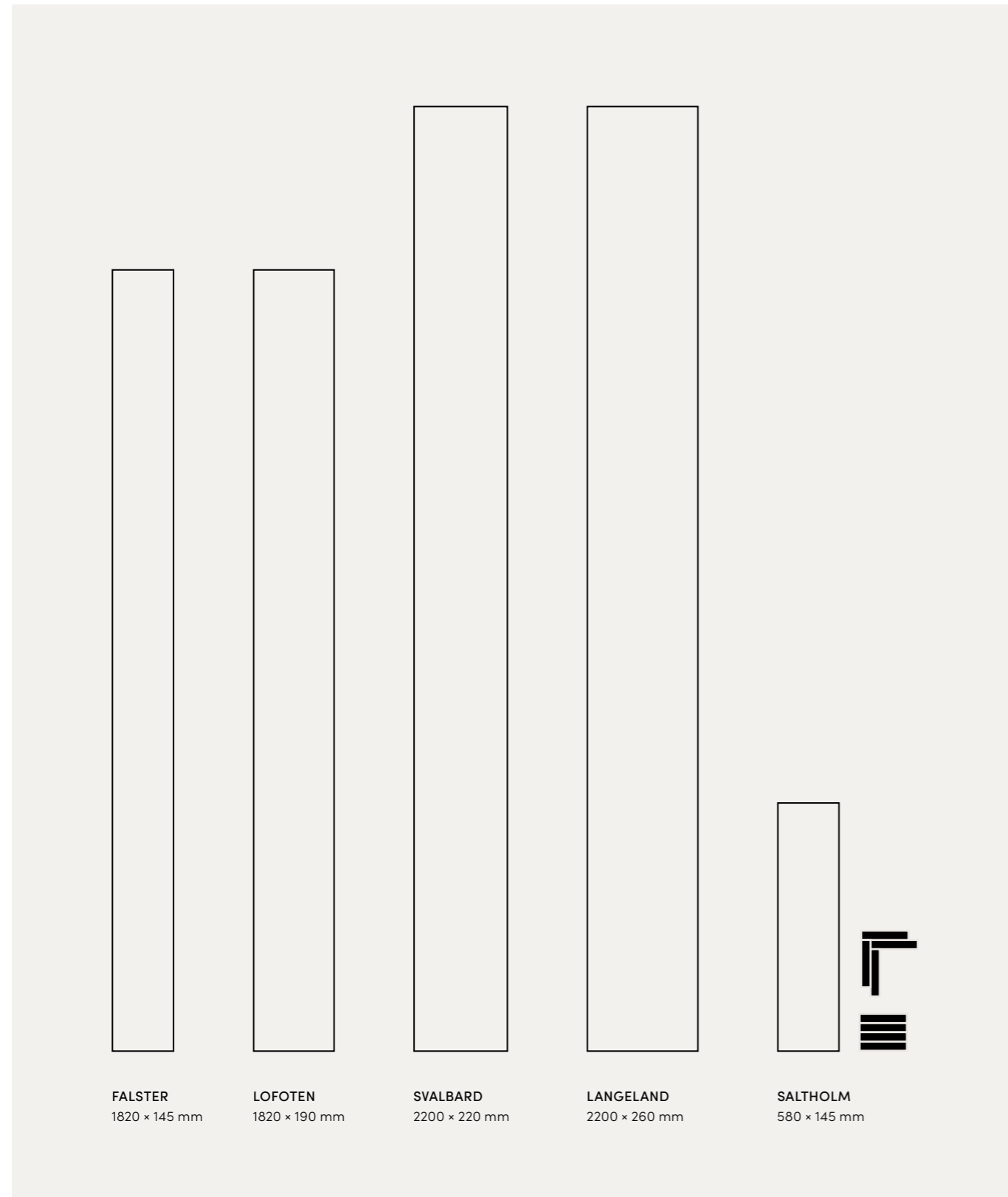


* For full information about warranties, please visit pergo.com


OUR COLLECTIONS

Scandinavian never goes out of style. Same goes for functional design. Our complete range of Pergo wood floors delivers just that. From classy, long, extremely wide planks like Langeland and Svalbard, thinner, contemporary floors like Falster and Lofoten, to Saltholm, retro-chic herringbone.

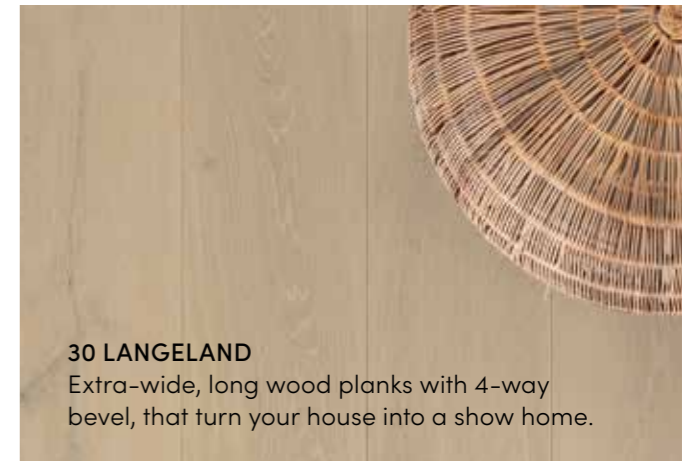
All our wood floors are extremely well covered for everyday life, but our Falster, Lofoten and Svalbard floors are covered with StayClean+ that gives you that extra protection.



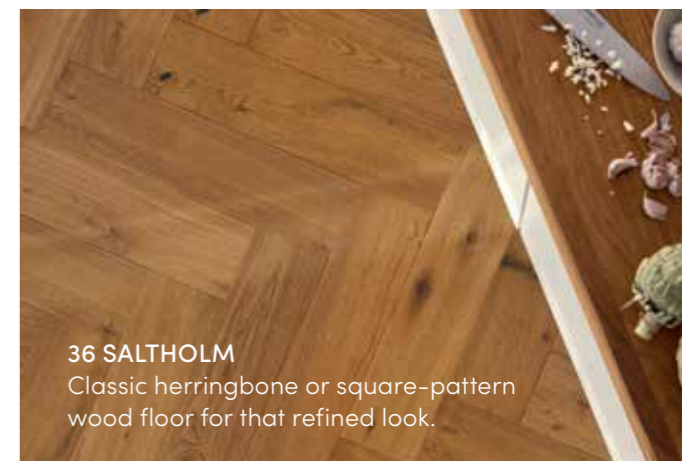
16 FALSTER
Small, slim wood planks with 2-way bevel for that clean, contemporary look.



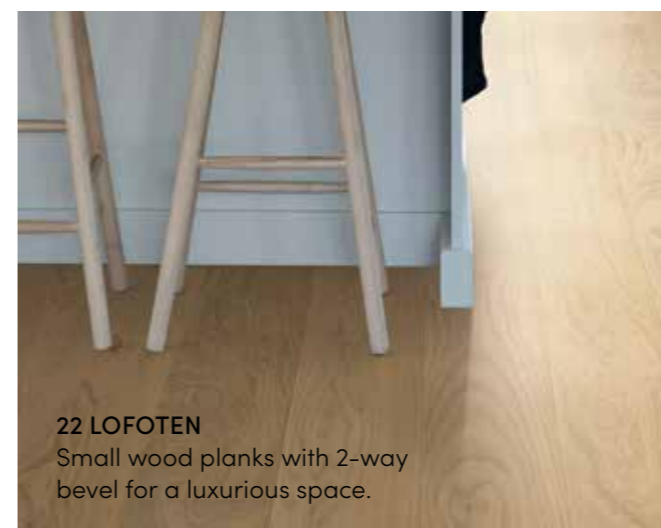
26 SVALBARD
Wide wood planks with 4-way bevel that add that classy look in your home.



30 LANGELAND
Extra-wide, long wood planks with 4-way bevel, that turn your house into a show home.



36 SALTHOLM
Classic herringbone or square-pattern wood floor for that refined look.



22 LOFOTEN
Small wood planks with 2-way bevel for a luxurious space.



44 ACCESSORIES
Accessories to make the perfect match. A complete range of skirtings, profiles and underlays to give your home that bit of extra added style.

WHICH PERGO WOOD FLOOR IS JUST RIGHT FOR YOU?

Wood offers a wide variety of natural looks and beauty – that are made even wider by adding different surface treatments and finishes. Browse around and choose between the different options to find the floor that’s right for you.

Once you’re done, why not pop around to your nearest dealer to see your new floor first-hand? Find your nearest Pergo supplier on pergo.com.

BEVELS

Bevels define each individual plank, creating the feeling of an authentic wood floor. Our collection features designs with bevels on the longest sides or on all four sides of the plank.



4-WAY BEVEL



2-WAY BEVEL

GRADING

Each tree is unique. Even different parts of the same tree produce different appearances. Knots and grains that define and add character. That’s why we’ve developed a grading system to help you find the floor you want. Visit pergo.com for more detailed information.



● ○ ○

SELECTED

Wood with small knots and a natural variation in colour and structure.



● ● ○

ACCENT

Wood with medium knots and a pronounced variation in colour and structure.



● ● ●

LIVELY

Wood with large knots and cracks and a lively variation in colour and structure. More rustic.

Our classification system divides our wide range of floors into different categories: Selected, accent and lively. Even though each plank is unique, this will give you an idea of what your floor might look like in the end.

STRUCTURE

What wood would you like? Pergo floors are available in different structures to perfectly match the decor and feel of your home.



BRUSHED

Brushing the surface of a wood plank accentuates the natural grain and enhances the authentic look and feel.



DEEP BRUSHED

The wood surface is treated with special brushes down the soft parts of the wood. Deep brushing enhances the natural wood feel.

FINISH

You can install all our floors with no extra surface treatment. Our lacquers meet strict international emission norms, so you can enjoy your wood flooring knowing that it was made with respect for the environment.



EXTRA MATT LACQUER

Our extra matt lacquer gives you the look of untreated wood with the performance and low-maintenance of lacquer.



MATT LACQUER

Enhances the colours of your wood floor, while letting the natural, authentic look shine through.



FALSTER W1214-03860-3 NORTHERN LIGHT OAK



FALSTER W1214-03860-3 NORTHERN LIGHT OAK



FALSTER – A CLEAN, STYLISH FLOOR FOR EASY LIVING

Create that clean, contemporary look with Falster narrow wood floors. Perfect for small spaces like bedrooms, they give that light, airy feel that only a slim natural wood floor can. Falster is a great choice also for kitchens thanks to StayClean+ protection.

They're great for underfloor heating too, keeping your home – and your feet – warm and comfortable.





FALSTER W1214-01741-3 SPRING OAK

STAYCLEAN+ FOR LIFE-PROOFED FLOORS

Falster floors have StayClean+ so you won't have to worry about spilling liquids or staining your floor. It's perfect for kitchens and other areas where you might spill.




● ● ○
NORTHERN LIGHT OAK
W1214-03860-3
ACCENT | BRUSHED
EXTRA MATT LACQUER



● ● ●
RANCH OAK
W1214-03097-3
LIVELY | DEEP BRUSHED
EXTRA MATT LACQUER



● ● ○
SPRING OAK
W1214-01741-3
ACCENT | BRUSHED
MATT LACQUER



● ○ ○
LIGHT PURE OAK
W1214-05125-3
SELECTED | BRUSHED
EXTRA MATT LACQUER



● ● ○
NATURAL OAK
W1214-04003-3
ACCENT | BRUSHED
EXTRA MATT LACQUER

FALSTER

1820 × 145 × 13 MM | 2,5 MM SURFACE | 2-WAY BEVEL

Get the clean look with Falster's 5 different decors. These slim planks are perfect for smaller rooms and create that airy feeling.

Falster is easy to install with PerfectFold™ click system and works great with underfloor heating.





LOFOTEN W1216-03797-3 SADDLE BROWN OAK



LOFOTEN

Taking their inspiration from one of the world's most beautiful archipelagos from the Fjords of Northern Norway, Lofoten is a collection of real wood floors that create an illusion of luxurious space for any room. Lofoten has StayClean+, so you're covered from spills and rough treatment.

Comes in lots of different details and shades - from vibrant light to warm dark wood.



LOFOTEN W1216-05253-3 SANDBLAST OAK



STAYCLEAN+
An advanced protection that keeps your Pergo parquet floor worry-free and waterproof – even if water is lying on the surface for up to 72 hours.



- ● ○
ARCTIC OAK
W1216-08282-3
ACCENT | BRUSHED
EXTRA MATT LACQUER
- ● ○
NORTHERN LIGHT OAK
W1216-03860-3
ACCENT | BRUSHED
EXTRA MATT LACQUER
- ● ●
SANDBLAST OAK
W1216-05253-3
LIVELY | BRUSHED
EXTRA MATT LACQUER
- ● ○
CAMEL BROWN OAK
W1216-07444-3
ACCENT | DEEP BRUSHED
EXTRA MATT LACQUER
- ● ○
SPRING OAK
W1216-01741-3
ACCENT | BRUSHED
MATT LACQUER
- ○ ○
LIGHT PURE OAK
W1216-05125-3
SELECTED | BRUSHED
EXTRA MATT LACQUER



- ● ●
RANCH OAK
W1216-03097-3
LIVELY | DEEP BRUSHED
EXTRA MATT LACQUER
- ● ○
NATURAL OAK
W1216-04003-3
ACCENT | BRUSHED
EXTRA MATT LACQUER
- ● ○
TOFFEE OAK
W1216-07463-3
ACCENT | DEEP BRUSHED
EXTRA MATT LACQUER
- ○ ○
NATURAL PRIME OAK
W1216-03798-3
SELECTED | DEEP BRUSHED
EXTRA MATT LACQUER
- ● ●
SADDLE BROWN OAK
W1216-03797-3
LIVELY | DEEP BRUSHED
EXTRA MATT LACQUER

LOFOTEN

1820 × 190 × 13 MM | 2,5 MM SURFACE | 2-WAY BEVEL

With 11 different decors to suit your style, and a 2-way bevel to give your room that infinity feeling, Lofoten is an excellent choice for bedrooms, hallways and living rooms. It's super-easy to install thanks to the PerfectFold™ click system, and keeps its good looks with StayClean+ technology which make it ultra-resistant to liquids, spills and dirt.





SVALBARD W1248-03793-3 ICE WHITE OAK

SVALBARD

Premium homes deserve premium floors. With its wide planks, the Svalbard collection lets you create the ambience you want in large rooms. Wake up to the sunrise as the light sweeps across your majestic floor making every day feel just that bit more special. With 6 different designs, a 4-way bevel, and PerfectFold™ installation, shabby chic just became so much easier to choose, install and enjoy.



SVALBARD W1248-05124-3 CAMEL BROWN OAK

ENJOY YOUR FLOOR

Preparation is the key to achieving the perfect results. Before installing your new Pergo wood floor, be sure to select the right underlay. Underlays add not only comfort, but also functionality. How about extra sound reduction to rooms below or warmth and comfort with a QuickHeat underlay?

And a great floor requires an underlay that will retain its properties over time. Read more about our Pergo underlays on page 46.



● ● ●
ICE WHITE OAK
W1248-03793-3

LIVELY | DEEP BRUSHED
EXTRA MATT LACQUER



● ○ ○
FROST OAK
W1248-05122-3

SELECTED | BRUSHED
EXTRA MATT LACQUER



● ● ○
LAPLAND OAK
W1248-05117-3

ACCENT | BRUSHED
EXTRA MATT LACQUER



● ○ ○
COUNTRY OAK
W1248-05121-3

SELECTED | BRUSHED
EXTRA MATT LACQUER



● ● ●
SUBLIME OAK
W1248-03792-3

LIVELY | BRUSHED
EXTRA MATT LACQUER



● ● ○
CAMEL BROWN OAK
W1248-05124-3

ACCENT | DEEP BRUSHED
EXTRA MATT LACQUER

SVALBARD

2200 × 220 × 13 MM | 2,5 MM SURFACE | 4-WAY BEVEL

Svalbard's wide planks let you create the ambience you want in large rooms and turn your house into your dream home. The 4-way bevelled edge emphasizes the size and beauty of every plank. Svalbard is covered with StayClean+ technology that makes the surface waterproof.





LANGELAND W4069-03787 SEAFIELD OAK

LANGELAND

Turn your house into a stately home. Langeland's extra-wide planks add that real stamp of luxury to your home. Perfect for spacious living rooms, the premium look of the wood turns your dream home into reality. Nothing beats the richness and elegance of a wide wood floor and being one of the widest on the market at 26 cm, nothing beats Langeland.



SIZE MATTERS

Long, extra-wide planks turn your large room into that desirable, homely place where you can relax with that good book, enjoy that great drink and maybe stare at the fireplace – or the view outside and feel life's contentment. Langeland's wood floors bring that feeling of true craftsmanship, elegance and luxury to your home.

LANGELAND W4069-03562 NORDIC POLAR OAK



GREAT LOOKING FLOORS EVEN WITH A DOG AROUND
7 layers of lacquer means your dog, and its paws, is more than welcome to lounge around on the floor.

LANGELAND W4069-03566 RESIDENCE OAK



● ● ●
NORDIC POLAR OAK
W4069-03562

LIVELY | DEEP BRUSHED
EXTRA MATT LACQUER



● ● ●
SEAFIELD OAK
W4069-03787

LIVELY | BRUSHED
EXTRA MATT LACQUER



● ● ●
RESIDENCE OAK
W4069-03566

LIVELY | DEEP BRUSHED
EXTRA MATT LACQUER



● ● ●
CHATEAU OAK
W4069-03789

LIVELY | BRUSHED
EXTRA MATT LACQUER

LANGELAND

2200 × 260 × 13,5 MM | 2,5 MM SURFACE | 4-WAY BEVEL

Extra-wide planks that bring you a truly exclusive look, especially with a 4-way bevel that emphasizes plank size. And with 4 different decors, there's a Langeland floor to suit your style. They're easy to install thanks to the PerfectFold™ click system and keep their great looks with StayClean technology that makes Langeland extra resistant spills and dirt.





SALTHOLM W4167-04856 LIGHT HERRINGBONE OAK



SALTHOLM W4167-06427 BROWN HERRINGBONE OAK

SALTHOLM

Retro is back. And that means herringbone. Saltholm is a herringbone or square-pattern floor available in light shades to deep rich nuances that highlight any room, from bedrooms to living rooms.

And you don't need a tradesperson to install it – just click it into place with Uniclic® system. Skillful style just became everyday easy-to-install elegance.




SALTHOLM W4167-05115 NATURAL HERRINGBONE OAK



SALTHOLM W4167-04856 LIGHT HERRINGBONE OAK

GO TRENDY WITH SALTHOLM

Herringbone pattern wood floors that are super easy to install. Prefer a square basket floor pattern? Just lay the floors and click them together. Simple.



LIGHT HERRINGBONE OAK
W4167-04856




SELECTED | BRUSHED
EXTRA MATT LACQUER



NATURAL HERRINGBONE OAK
W4167-05115




SELECTED | BRUSHED
EXTRA MATT LACQUER



VANILLA HERRINGBONE OAK
W4167-07613



ACCENT | DEEP BRUSHED
EXTRA MATT LACQUER



BROWN HERRINGBONE OAK
W4167-06427



ACCENT | BRUSHED
EXTRA MATT LACQUER



SALTHOLM

580 x 145 x 13,5 MM | 2,5 SURFACE | 4-WAY BEVEL

Herringbone or square pattern floors in a trendy, generous size that dress to impress – in any room. With 4 different styles, 2 different patterns and a 4-way bevel to accentuate its beauty, there's a Saltholm floor to suit your taste.

Saltholm is coated with StayClean, which means it will keep its beauty for years to come – even if you spill food on it, or the kids trample their muddy boots all over it.



COMPARE COLOURS, GRADINGS AND SIZES ACROSS OUR COLLECTIONS

If you see a colour you like, and you want to know if it's available in another size or grading, this overview makes it easy to see the options available. Please note, this colour overview only shows colours that are repeated throughout the collections. Other unique colours, ranging from light to very dark, are not shown here.

GRADING



SELECTED
Wood with small knots and a natural variation in colour and structure.



ACCENT
Wood with medium knots and a pronounced variation in colour and structure.



LIVELY
Wood with large knots and cracks and a lively variation in colour and structure. More rustic.

WATERPROOF COLLECTIONS

FALSTER
1820 x 145 mm | W1214-xxxx



LOFOTEN
1820 x 190 mm | W1216-xxxx



SVALBARD
2200 x 220 mm | W1248-xxxx

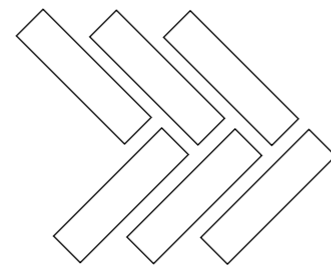


TRADITIONAL COLLECTIONS

LANGELAND
2200 x 260 mm | W4069-xxxx



SALTHOLM
580 x 145 mm | W4167-xxxx



UNIQUE COLOURS



W4069-03562



W1216-07463-3



W1216-03797-3



W1216-08282-3



W1248-03793-3



W1248-05122-3
W4167-04856



W1214-03860-3
W1216-03860-3
W1248-05117-3



W4069-03787



W1214-01741-3
W1216-01741-3



W1214-05125-3
W1216-05125-3
W1248-05121-3
W4167-05115



W4167-07613



W1214-03097-3
W1216-03097-3
W1248-03792-3
W4069-03566



W1216-03798-3



W1214-04003-3
W1216-04003-3



W1216-05253-3
W4069-03789



W1216-07444-3
W1248-05124-3
W4167-06427

IT ALL STARTS WITH THE FLOOR

IDEAS AND INSPIRATION FROM AN INTERIOR DESIGNER

We sat with Pella Hedeby, Swedish interior designer and stylist, to get tips on what to think about when you decorate your home. Pella has lots of experience in decorating private homes and commercial premises and is passionate about what materials you should choose and everything else about interior design, from flooring to colour combinations.



What are the main things you should think about, when decorating your home?

The bases are everything. If you have well-thought-out material choices that follow a common theme through your home, then you have a great base for the way you furnish. "Less is more" may be a bit of a tired expression, but it's so true. Put lots of thought into what you add. Often it doesn't take much to create that homely feeling. Less "things" make it easier to keep your house tidy and enjoy what you have.

What are the future trends of colours and colour combinations?

I have a restrained approach to trends. Whether it's colours, materials or things. Sure, I can be inspired by something new, but I always ask myself, "Is it something I could live with over time? Did I like this 10 years ago and will I like it after 10-20 years?"

Having said that we see more colour and playfulness in many places today. Together with a minimalist, stripped-down, toned-down expression. It's important to remember that we are all different. Some people constantly need

new impressions and a lot of pulse to get energy. I belong to the group that takes in the smallest shade, filled with a streak of light, a scent and feeling in a texture. So I need to scale back and minimize things to experience balance and harmony.

In my world, materials and textures set the tone and feeling in a room. Then you can work with the smaller details.

Tone-in-tone or mixing your favourites. Like when you put together a bouquet of flowers, layering shapes and colours.


"CHOOSE A FLOOR THAT LASTS OVER TIME"

What things about flooring should you think about if you want to give a room extra space?

Lighter shades give you a more airy feeling. It's the same when you add colour to other surfaces. It reflects light and gives you that feeling of space.

Any rules about combining colour on floors and walls?

When decorating a new home, or renovating from scratch, my tip is to always start with the floor. You lay a floor so it lasts a long time, slightly more long-lasting than the colour



of the walls. The floor forms a large part of the interior and the feeling in the room. The sense of style is set with the floor and the choice of skirtings should be in harmony with the architecture. A great way to put it all together is to create a mood board with samples of materials, colours and inspirational images.

Should flooring in different rooms have to match each other, or should I see each room as unique?

I think it's nice to think holistically and let one material be the base everywhere. But different rooms naturally have different functional requirements. So I would say that it's increasingly common to mix different types of floors based on function and focusing on sustainability.

What's the biggest mistake people make when choosing a new floor?

Many people start with colours and other materials and interior details, leaving the floor as a compromise. I suggest you turn that upside down. The main thing is

to choose a floor that lasts over time. It's costly and time consuming to replace a floor, so choose what is the base of your home carefully.

Any thoughts regarding mixing different types of wood on floors and furniture?

Instead of mixing different types of wood flooring, I'd mix and match different types of wood on floors with other furnishings. For example, it's nice to mix furniture

and interior details with a vintage patina that contrast with the choice of materials. I think natural material choices are always welcome elements that add a genuine feeling to any home. If there is a "rule", it's better that it's a complete, natural contrast than something that melts together – but doesn't really. Here you can balance the feeling that if a floor takes loads of space, you can add something to balance it. Like adding a rug and then furnishing with wooden furniture. Or working with wood in smaller details, a hook strip, a wooden bowl or the frames around, art on the wall...



PELLA HEDEBY
INTERIOR DESIGNER



YOUR FLOOR – FINISHED IN STYLE

Choose from our wide range of accessories to give your interior that perfectly finished look. From seamless transitions to stairs or walls, silent underlays to improve your comfort or a skirting that finishes off the room in style. Details make perfection.

UNDERLAYS

Make a great floor greater. Underlays increase walking comfort, improve your room's acoustics, avoid creaking noises, support the click system and protect floors from rising moisture. Our Silent Walk Underlay can be combined with underfloor heating too.

SKIRTINGS

Finish the look with colour matching skirtings, or complete your interior style with one of the many paintable white shapes.

PROFILES

Hide those saw cuts and give your floor room to expand with profiles. Create a smooth transition with the colour matched Incizo® profile.

ALL YOU NEED TO INSTALL, FINISH AND MAINTAIN YOUR FLOOR

A wood floor is more than the planks you walk on. It's a complete home decor solution. That's why Pergo also offers a full line of accessories. Everything you need for trouble-free installation, finishing and maintenance.




1. UNDERLAYS

Enjoy walking on quiet floors without creaks? Choosing the right underlay can improve your living comfort significantly.



2. SKIRTINGS

Give your interior that stylish impression with skirtings that have the same look as the floor. You can also go for white and paintable skirtings to match the colour of the wall.



3. EXPANSION PROFILES

Floors in connecting rooms melt together thanks to a colour matched expansion profile. Read on about our Incizo® 5-in-1 solution on page 53.



4. ADAPTER & END PROFILES

An elegant way to make a transition when wood floors meet other surfaces. Use an end profile between wood floors and windows and an adapter profile between wood floors and lower floors. Available in our Incizo® 5-in-1 solution.



5. STAIR NOSES

Pergo's flooring is an excellent choice for staircases. Stair noses provide an elegant finish to each step. Various stair finishes are possible. Available in our Incizo® 5-in-1 solution.

UNDERLAYS

CHOOSE THE UNDERLAY THAT'S RIGHT FOR YOU.

1. Decide where you want to install the underlay. Our underlays give you excellent sound insulation. Walking sound reduction shows you how much sound is reduced in the room. Impact sound reduction indicates how much sound is reduced to the rooms below.
2. Check your subfloor: is it wood or concrete?
3. Take a knife to cut the rolls and use our Pergo tape (NETAPE50) to connect them. That's all you need.



FOAM UNDERLAY
WOOD SUBFLOORS
Qualitative and budget-friendly underlay for rooms where there is less traffic. Foam Underlay can be used in buildings certified with the Nordic Swan mark.
Thickness 2 mm. 15 m²/roll
PGUDLFOAM15B

Walking sound reduction ●●●○○
Impact sound reduction ●●●●○



FOAM+ UNDERLAY
CONCRETE SUBFLOORS
Qualitative and budget-friendly underlay for rooms where there is less traffic. Has an integrated vapour barrier with an overlap and tape strip included.
Thickness 2 mm. 15 m²/roll.
PGUDLFOAMPLUS15

Walking sound reduction ●●●○○
Impact sound reduction ●●●●○



SMART UNDERLAY
WOOD SUBFLOORS
100% recyclable all-round underlay. Smart Underlay can be used in buildings certified with the Nordic Swan mark.
Thickness 3 mm. 15 m²/pack.
PGUDLSMART15

Walking sound reduction ●●●●○
Impact sound reduction ●●●○○



SMART+ UNDERLAY
CONCRETE SUBFLOORS
100% recyclable all-round underlay. This underlay has an integrated vapour barrier with an overlap and tape strip included. Smart+ Underlay can be used in buildings certified with the Nordic Swan mark.
Thickness 3 mm. 15 m²/pack.
PGUDLSMARTPLUS15

Walking sound reduction ●●●●○
Impact sound reduction ●●●○○



SILENT WALK UNDERLAY*
WOOD AND CONCRETE SUBFLOORS.
A strong, durable underlay that's perfect for rooms with heavy traffic such as your living room, hallway or kitchen. It offers optimal sound reduction and the highest efficiency for underfloor heating and cooling systems. It comes with an integrated vapour barrier to protect your floor against rising damp. Silent Walk Underlay can be used in buildings certified with the Nordic Swan mark. Thickness 2 mm. 7 m²/roll.
PGUDLSW7

Walking sound reduction ●●●●●
Impact sound reduction ●●●○○



PE FILM (POLYETHYLENE)
12,5 × 2,7 m = 33,75 m²/roll.
Protects flooring from moisture vapour rising from a mineral or concrete subfloor.
Useful lifetime 50 years.
Thickness: 0,2 mm.
Material: Polyethylene, alkaline resistant.
NEUDLSCREEN34

GLUE-DOWN INSTALLATION

Our ready to use glue guarantees fast adhesion. If you're going for a glue-down installation, use Pergo Parquet Glue for the best result. A glue-down installation of your parquet floor reduces footstep noise to a minimum, allows your floor to breathe and expand with temperature variations and maximises the performance of floor heating systems.



PARQUET GLUE
16 kg, 1 - 1,2 kg/m²
For a glue-down installation.
PGWGLUE16A



PARQUET GLUE TROWEL
High-quality trowel that provides a perfect glue distribution.
PGWB11

* When installing the Silent Walk Underlay on concrete floors or atop underfloor heating, tape the edges of the underlay with a damp-proof tape (NETAPE50). Don't do this when installing on wooden subfloors.

QUICKHEAT. THE SMART WAY TO UNDERFLOOR HEATING.

QuickHeat is the smart, economic, comfortable way to heat your floors. No more slippers, just walking, relaxing and playing on a warm, welcoming floor. Pergo QuickHeat includes a heating foil that produces the heat, insulation plates to help radiate the heat upwards and two dampproof separation layers that block damp that could rise from the subfloor and protect from surface leakage.

Not sure how to plan your QuickHeat underfloor heating, or how much you'll need? You'll find step-by-step instructions on the Pergo website.



BUILT-IN SAFETY

QuickHeat has a built-in electrical safety feature that automatically disconnects power if there is a failure – so you never have to worry. Easy to install, the system is certified for do-it-yourself, no need for an electrician. It fulfills international standards for removable floors.

WIRELESS THERMOSTAT IN EVERY ROOM

Fine-tune the temperature of each room using the thermostat, or warm up the house remotely using an app on your smartphone.



QUICKHEAT FOIL

60 W / m². 230 V. Max installation 50 m².

NEUDLQH100X300, 1 x 3 m
 NEUDLQH100X500, 1 x 5 m
 NEUDLQH100X700, 1 x 7 m
 NEUDLQH120X300, 1,2 x 3 m
 NEUDLQH120X500, 1,2 x 5 m
 NEUDLQH120X700, 1,2 x 7 m



QUICKHEAT INSULATION PLATES

Insulation plates. 120 x 50 x 0,7 cm.

10 plates/pack. 0,6m²/plate, 6m²/pack.
 Thickness: 7 mm. Use of vapour barrier is recommended. Place PE film PGUDLSCREEN34 under QuickHeat insulation plates as well as on top of QuickHeat foils.

NEUDLQHPLATE



CONTROLLER KIT, WIRELESS

12 x 10 x 3,5 cm.

Multi room control via app on smartphone. Plug in with power plug. Three programs: constant, day / night and weekly program 5 + 2.

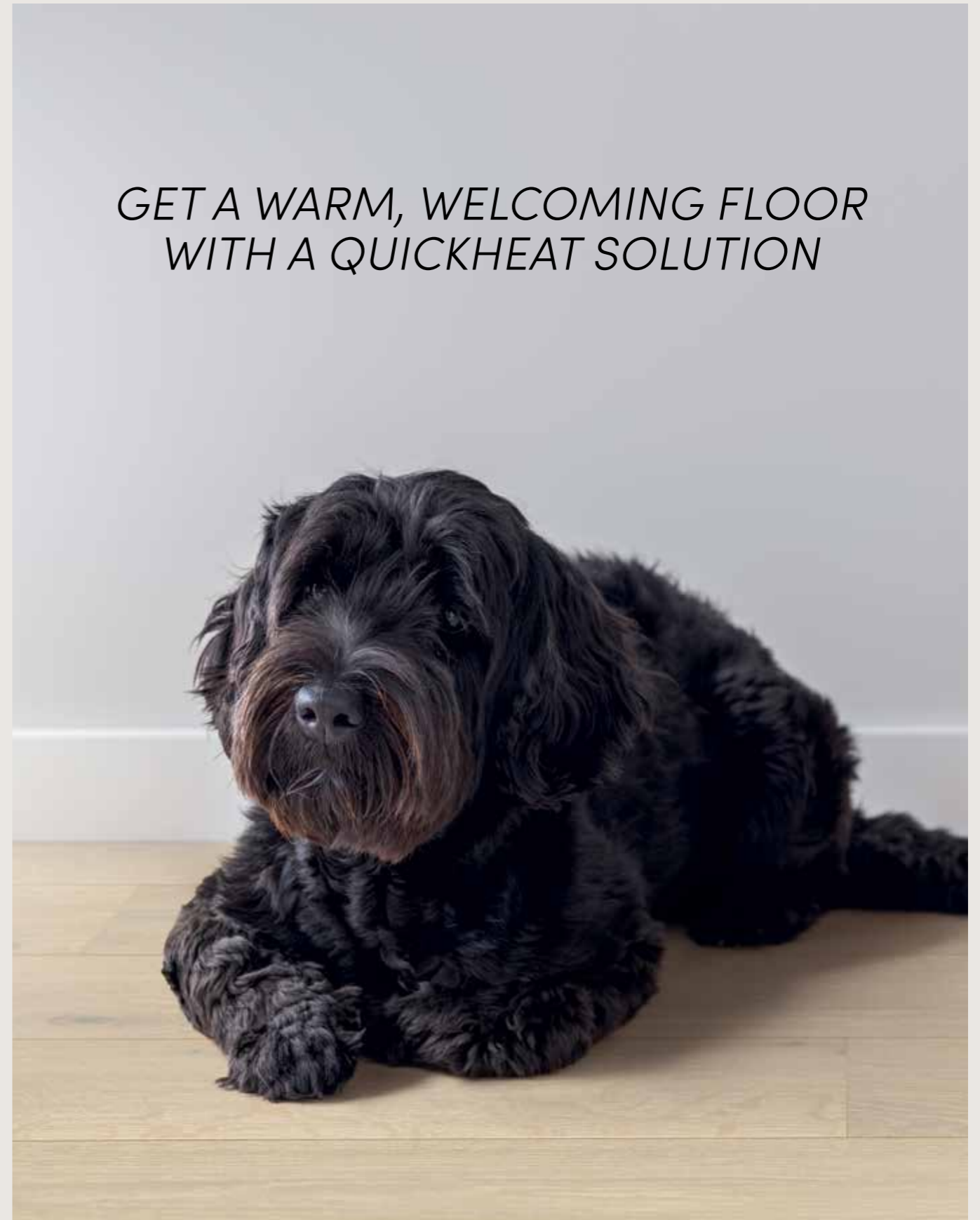
NEQHKITWIFI

EXTENSION CABLES

Foils are plugged together via a connector system. You can plug a cable (1m or 3m) in the last foil directly to the thermostat.

NEQHEXCAB100, 1m
 NEQHEXCAB300, 3m

GET A WARM, WELCOMING FLOOR
 WITH A QUICKHEAT SOLUTION




LOFOTEN W1216-08282-3 ARCTIC OAK


SKIRTINGS FOR A PERFECT FINISH

When it comes to wood flooring, beauty really is in the details. What would the new living room floor be without the skirtings to match?

COLOUR MATCHED SKIRTINGS



COLOUR MATCHED
PARQUET SKIRTING
2400 x 16 x 80 mm
PGWPPSKR(-)



WATER RESISTANT
PARQUET SKIRTING
2400 x 16 x 80 mm
PGWPPSKR(-)MM



For full article number,
scan or go to pergo.com

WHITE SKIRTINGS



WHITE LARGE
SKIRTING


CLICKABLE

1260 x 14 x 100 mm
SFTSKCLICKWHITE126

2400 x 14 x 100 mm
SFTSKCLICKWHITE240



PAINTABLE SKIRTINGS



PAINTABLE SCOTIA

STANDARD


2400 x 17 x 17 mm
PGSCOTPAINT



PAINTABLE LARGE
SKIRTING

STANDARD

2400 x 16 x 80 mm
PGWPPSKRPAINTA



PAINTABLE COVER
SKIRTING

STANDARD

2400 x 16 x 129 mm
PGISKRCOVER

CLICKABLE

1260 x 14 x 100 mm
SFTSKCLICKPAINT126

2400 x 14 x 100 mm
SFTSKCLICKPAINT240



WATERPROOF

2400 x 15 x 80 mm
PGHSK80PAINT



SKIRTINGS THAT MATCH YOUR STYLE

Use the same colour as the floor
to contrast with the wall.

Choose our colour matched skirtings, perfectly
matched with the Pergo floor of your choice.



NEW - CLICKABLE SKIRTINGS

Our new invention of clickable skirtings is made with a mission, to make installing smoother and the finish seamless.

EASY TO INSTALL

Thanks to our internally developed Uniclic® system skirting installation has never been easier and quicker. No tools needed, just click and go.

SEAMLESS FINISH

The ingenious design ensures the joints of your skirtings will meet seamlessly without any unsightly gaps.

MANY CHOICES

The skirtings come in a variety of sizes.



WATER RESISTANCE MADE EASY

Installing a water resistant floor is really easy, follow the steps below and get your wood floors ready for splashes, damp and the kids' indoor water games.



TWO STEPS TO GIVE YOUR FLOORS A WATERPROOF FINISH.

1. FOAMSTRIP

20 × 1 m × Ø 10 mm

An elastic filler for gaps around the floor perimeter.

NEFOAMSTRIP20

2. AQUA SEALANT

310 ml

Transparent silicone to combine with the Foamstrip for a waterproof finish of your floor. One tube seals 15 m.

PGKITTRANSP



For more information about Incizo® profile please visit our webpage.



5 PERFECT FINISHES IN 1 SINGLE PRODUCT


Made from wear and scratch-resistant veneer, Incizo®-patented profiles make the perfect match for your floor both in colour and structure. An all-in-one solution that provides a seamless result.

Simply cut the profile to the shape you need with the included knife. Suitable for flooring heights 12,5 - 14 mm.

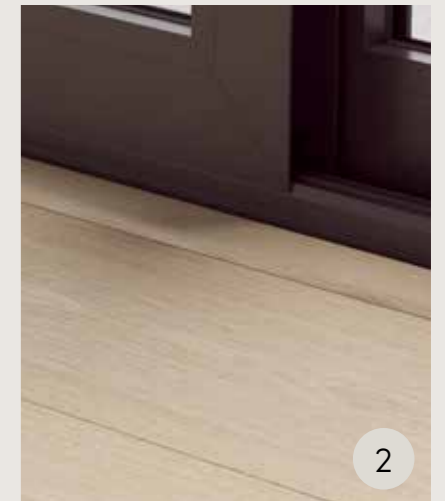


INCIZO® 5-IN-1 PROFILE PROFILE
2150 × 54 × 17 mm


PGWINCP(-)
For full article number, see colour matrix on pergo.com




EXPANSION PROFILE
From wood to wood.



END PROFILE
Finishing up to threshold, sliding doors, etc.



ADAPTER PROFILE
From wood to ceramic, vinyl or linoleum.



TRANSITION PROFILE
From wood to carpet.



STAIR NOSE
Add that bit of elegance to a step down or a floating floor. Use at the top of the stairs or as you step down into a room.



STAIR NOSE, FLUSH
For a flush finish on stair treads.



STAIR PROFILE SILVER
2500 × 50 × 25 mm.
Fits flooring thickness 7 - 15 mm. Aluminium.
PGSTPSILVME250

THE INCIZO® SUBPROFILE
2150 mm
Is required for stair application and has to be ordered separately.

NEWINCPBASE(-)
For full article number, see matrix on pergo.com



FIND THE RIGHT FLOOR FOR YOUR PROJECT

Choosing the right floor is often the hardest part of refreshing your interior. Here are some tips to get you started, and help guide you towards the perfect floor.

PREPARE FOR WEAR

Our durable, hard-wearing floors stay beautiful for longer. They are the ideal choice for a busy hallway or kitchen.

LET'S TALK ABOUT WATER

A waterproof floor is nice to have in a living room. But in the kitchen it's a must. Our water resistant floors are also stain resistant.

SIZE MATTERS

Large boards boost the feeling of space in a large room, so if your home allows for it, go big.

THE FINISHING TOUCH

Accessories have a big impact on the look of your room. Choosing a matching skirting makes your room feel complete and lends a solid impression.

USE FLOORLAB

Want more from your floor? Use the FloorLab app. Take a photo of your home and get a sneak peek of which one of our floors is the perfect match for your room. Getting the perfect fit just got simple.


VISIT A PERGO SUPPLIER

To see and feel the floors in real life, please go to our website to find your nearest local Pergo supplier.



TRY FLOORLAB

SEE HOW A FLOOR CAN CHANGE THE APPEARANCE OF YOUR HOME JUST BY UPLOADING A PHOTO.



THE PERFECT RESULT IS JUST A CLICK AWAY

WATCH STEP-BY-STEP VIDEOS ON PERGO.COM TO GUIDE YOU THROUGH THE WHOLE INSTALLATION PROCESS





PERGO®

Floors for real life

Product images may differ from actual product. The availability of products, or the products themselves, may change at any time without notice. With reservation for errors. Contents © 2023 by Unilin bv – division flooring. All Rights Reserved. The contents of this brochure may not be reproduced in whole or in part without prior written permission from the publisher. For consumer questions and retailers visit pergo.com.

Pergo is a quality product produced by UNILIN BV, division flooring, Ooigemstraat 3, 8710 Wielsbeke, Belgium

a brand of  UNILIN